

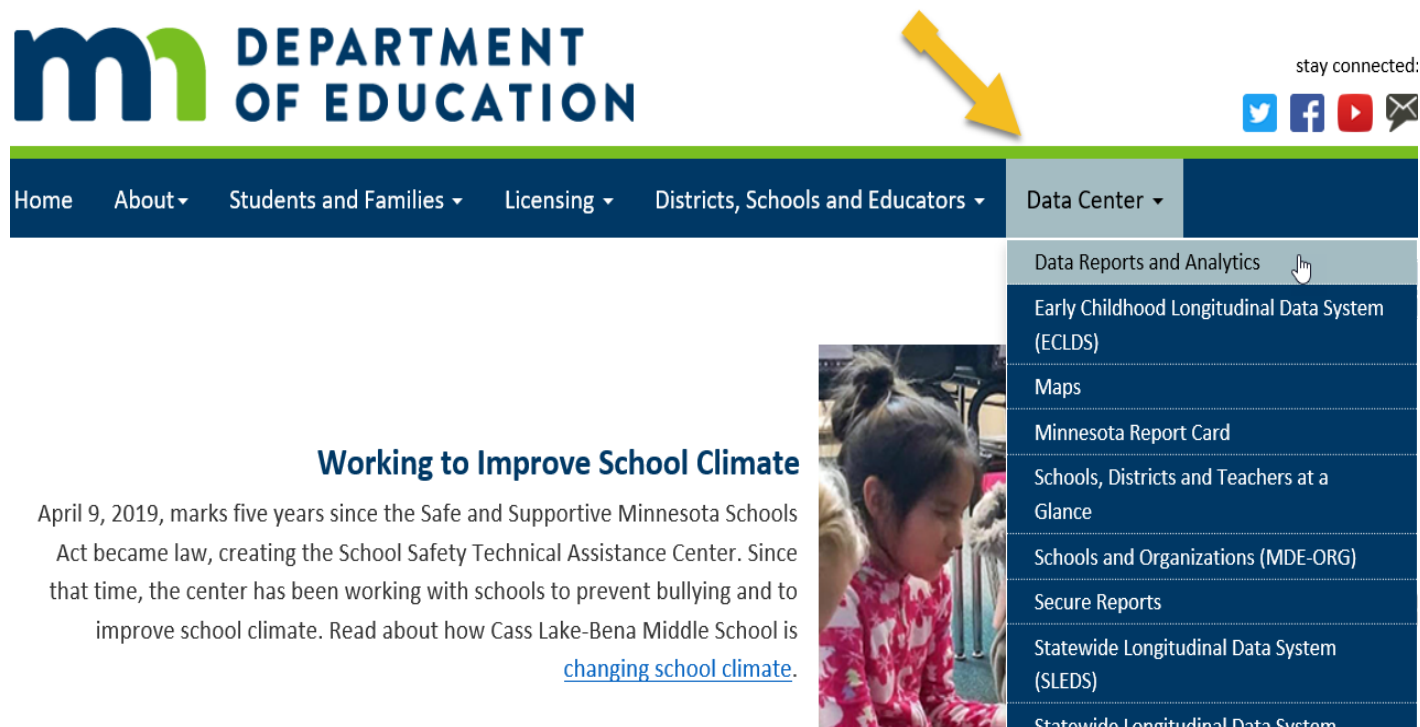
QUICK GUIDE: Aid Entitlement Reports

Finding Your Early Childhood Family Education and School Readiness Funding Amounts





The Minnesota Department of Education (MDE) Program Finance area created the Minnesota Funding Reports (MFR) to provide state, district, school and program level funding information. An interactive search for MFR reports is available by school district, category, year and report.

Step 1: Go to the [Minnesota Department of Education](https://www.mde.state.mn.us) website.


Step 2: Hover over Data Center with cursor until drop down box appears. Then click on Data Reports and Analytics.



mn DEPARTMENT OF EDUCATION


stay connected:    

Home About ▾ Students and Families ▾ Licensing ▾ Districts, Schools and Educators ▾ **Data Center ▾**

- Data Reports and Analytics** 
- Early Childhood Longitudinal Data System (ECLDS)
- Maps
- Minnesota Report Card
- Schools, Districts and Teachers at a Glance
- Schools and Organizations (MDE-ORG)
- Secure Reports
- Statewide Longitudinal Data System (SLEDS)
- Statewide Longitudinal Data System

Working to Improve School Climate

April 9, 2019, marks five years since the Safe and Supportive Minnesota Schools Act became law, creating the School Safety Technical Assistance Center. Since that time, the center has been working with schools to prevent bullying and to improve school climate. Read about how Cass Lake-Bena Middle School is [changing school climate](#).



Step 3: On the Data Reports and Analytics, scroll down to Minnesota Funding Reports.

SERVS Financial Public Reports

- ARRA
- Allocations and Funding
- Applications
- Budget Information
- Grant Management
- Payments
- SERVS Setup
- UFARS/SERVS Comparison

School Finance Reports

- Adult Basic Education Entitlement Report
- Consolidated Financial Report
- Expenditures - District/Site Level Report
- Financial Profile Reports 2011 - Present
- [Minnesota Funding Reports \(MFR\)](#) ←
- Revenues - District/Site Level Report
- Minnesota Funding Reports (MFR) for County Auditors

School Finance Spreadsheets

- Charter Schools

Step 4: On the Minnesota Funding Reports page, use the drop-down box to select your school district.

Home About ▾ Students and Families ▾ Licensing ▾ Districts, Schools and Educators ▾ Data Center ▾

MDE > [Data Center](#) > Data Reports and Analytics

Search

Minnesota Funding Reports (MFR)

The Minnesota Department of Education (MDE) Program Finance area created the Minnesota Funding Reports (MFR) to provide state, district, school and program level funding information. An interactive search for MFR reports is available by school district, category, year and report. [Read the help document.](#)

Use the Drop Downs to identify the report of interest

Sort District list by: Name Numb ▾

List District Types: All Standard Co-Ops ▾

District View reports added in the last: [Select 1 district from list](#) or enter up to 5 districts:
All Reports (9999-99)
Category ALL
Year ALL
Report ALL

List Reports Reset


Step 5: Use the drop-down box to select the **Report** you want (see below for report names).

Use the Drop Downs to identify the report of interest

Sort District list by: Name Number

List District Types: All Standard Co-Ops

District	Select 1 district from list	or enter up to 5 districts:	
View reports added in the last:	All Reports	(9999-99)	
Category	ALL		
Year	ALL		
Report	ALL		



- District / School ADM Report
- District Cooperation Aid
- District Cooperation Revenue
- District/School ADM and EL Projections
- ECFE Home Visiting Aid Calculation
- EDRS Special Education Federal Licensure Validation to SERVS Budget
- ESEA Programs Payment Notification
- Early Childhood Family Aid Entitlement
- Early Childhood Family Education Aid Calculation**
- Early Childhood Screening Counts and Aid Entitlement
- End of Year Attendance and Membership (Superintendent's)
- Expenditure Chargeback Report
- Expenditure Summary Report
- Expenditure by Finance Code Report
- Expenditures - Site/District Level Report
- General Education Revenue
- General Education Revenue for Charter Schools
- General Ledger Summary Report
- Historical Adj. ADM Capped at 1.0
- Historical Adj. ADM Extended Time
- Historical Adjusted Average Daily Membership

For Reports, select **Early Childhood Family Education Aid Calculation, Early Childhood Screening Counts and Aid Entitlement, School Readiness Aid Calculation.**

Step 6: After selecting your district and the report, click on the blue “List Reports” button.

Step 7: Choose the desired report from the list by clicking on the link.

See below for examples of ECFE and School Readiness reports and how to determine your funding.

0317-01 DEER RIVER PUBLIC SCHOOL DISTRICT

REVENUE, LEVY LIMIT AND AID ENTITLEMENT CALCULATION

1.1	12-13 FALL AGE 0-4 CENSUS USED FOR LEVY	445	*
1.2	13-14 FALL AGE 0-4 CENSUS	470	*
1.3	2012 ADJUSTED NET TAX CAPACITY (ANTC)	7,833,262	*
1.4	14-15 ECFE REVENUE LIMIT USED FOR LEVY 120.00 * [GTR OF (1.1) OR 150]	53,400.00	*
1.5	14-15 REVISED ECFE REVENUE LIMIT 134.11 * [GTR OF (1.2) OR 150]	63,031.70	*
1.6	2013 PAY 2014 LEVY LIMIT LESSER OF (1.4) OR [.00406762 * (1.3)]	31,862.73	*
1.7	14-15 REVISED LEVY AUTHORITY LESSER OF (1.5) OR [.00402188 * (1.3)]	31,504.44	*
1.8	CERT 2013 PAY 2014 LEVY	31,862.73	*
1.9	PERCENT OF LEVY CERTIFIED (1.8) / (1.7)	1.0000000000	*
1.10	14-15 AID LIMIT USED FOR LEVY (1.4) - (1.6)	21,537.27	*
1.11	14-15 REVISED AID LIMIT (1.5) - (1.7)	31,527.26	*
1.12	14-15 AID ENTITLEMENT BEFORE ADJUSTMENT FOR EXCESS FUND BALANCE (1.11) * (1.9)	31,527.26	*
1.13	PRORATION FACTOR	1.0000000000	*
1.14	14-15 PRORATED AID ENTITLEMENT (1.12) * (1.13)	31,527.26	*
1.15	14-15 OPTIONAL HOME VISITING LEVY, LEVY AUTHORITY 1.60 * (1.2)	752.00	*

DIRECT QUESTIONS CONCERNING THIS REPORT TO JUDY KUCK, PROGRAM FINANCE, AT (65
HAS BEEN TRANSFERRED TO THE MDE IDEAS AID PAYMENT SYSTEM AND WILL APPEAR ON T

Line 1.2 shows your census count

Line 1.5 shows the funding amount for the 2014-15 school year. This number is calculated by multiplying line 1.2 x line 1.5, or 470 x 134.11, which equals \$63,031.70.

Line 1.15 shows your home visiting levy

RUN DATE 03/30/15

MINNESOTA DEPARTMENT OF EDUCATION
14-15 SCHOOL READINESS AID CALCULATION
MINNESOTA STATUTES 124D.16

0317-01 DEER RIVER PUBLIC SCHOOL DISTRICT

AID ENTITLEMENT CALCULATION		*
1.1	14-15 STATE TOTAL SCHOOL READINESS AID	12,170,000.00 *
1.2	14-15 STATE TOTAL AID ALLOCATED BY AGE 4 POPULATION (1.1) * .50	6,085,000.00 *
1.3	14-15 STATE TOTAL AID ALLOCATED BY COUNT OF STUDENTS ELIGIBLE FOR FREE/REDUCED LUNCH (1.1) * .50	6,085,000.00 *
1.4	13-14 DISTRICT'S AGE 4 POPULATION (FROM 0-4 CENSUS)	94 *
1.5	13-14 DISTRICT'S COUNT OF STUDENTS ELIGIBLE FOR FREE/REDUCED LUNCH	622 *
1.6	13-14 STATE TOTAL AGE 4 POPULATION, PARTICIPATING DISTRICTS (FROM 0-4 CENSUS)	74,970 *
1.7	13-14 STATE TOTAL COUNT OF STUDENTS ELIGIBLE FOR FREE/REDUCED LUNCH, PARTICIPATING DISTRICTS	299,021 *
1.8	BIENNIAL SCHOOL READINESS PLAN APPROVED?	YES *
1.9	14-15 SCHOOL READINESS AID BASED ON AGE 4 POPULATION IF (1.8) = YES, (1.2) * [(1.4) / (1.6)]	7,629.59 *
1.10	14-15 SCHOOL READINESS AID BASED ON STUDENTS ELIGIBLE FOR FREE/REDUCED LUNCH IF (1.8) = YES, (1.3) * [(1.5) / (1.7)]	12,657.54 *
1.11	14-15 SCHOOL READINESS AID ENTITLEMENT BEFORE ADJUSTMENT FOR EXCESS FUND BALANCE (1.9) + (1.10)	20,287.13 *

Line 1.11 shows your School Readiness aid amount.