

Federal Funding for Food Access and Agriculture

This fact sheet was compiled by a cross-agency Food Security Work Group convened by the Minnesota Children's Cabinet. It represents contributions from multiple Minnesota state agencies working together to advance food security.

Total Federal Funding in FY25 for Food Systems and Access

The State of Minnesota expects to receive \$2.3 billion in federal funds for 52 food related programs administered by six state agencies.

Agency	Total # of Programs	Total Federal Funds for Food Related Programs (FY25 Budget)
TOTAL	52	\$2,295,085,000
Agriculture	7	\$4,334,000
Children, Youth, and Families	6	\$1,701,683,000
Education	21	\$429,808,000
Health	16	\$159,067,000
State Academies	2	\$193,000

The top five federal funded food related programs make up 98 percent of the federal funding flowing through the state for food related programs. These programs, in order of highest to lowest spend, are the Supplemental Nutrition Assistance Program (SNAP); Woman, Infants, and Children Supplemental Nutrition Program (WIC); School Lunch, School Breakfast, and the Child and Adult Care Food Program (CACFP).

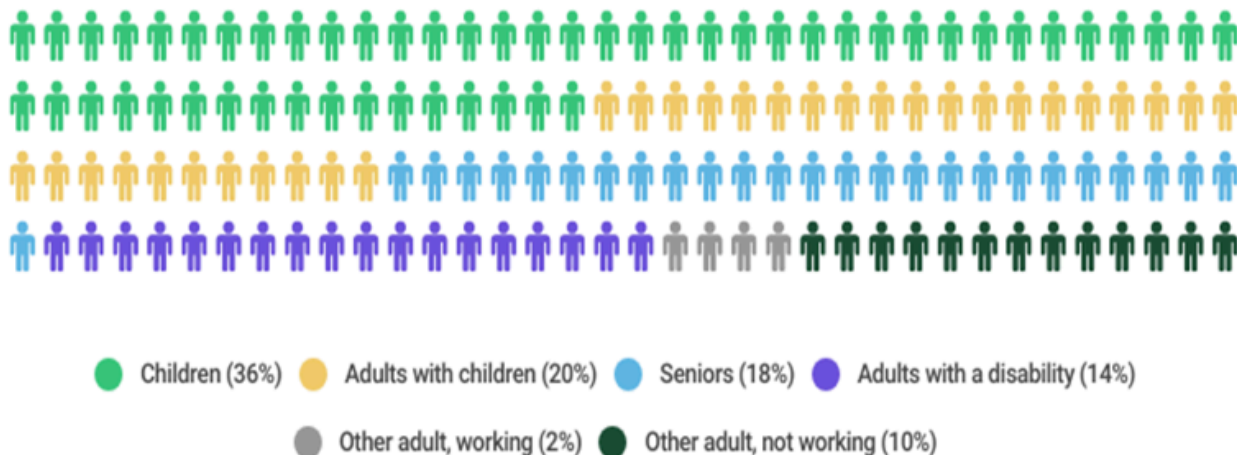
SNAP alone makes up 74 percent of the federal funding for food related programs and seven percent of the total FY25 federal funding flowing through the state.

Top 5 Federally Funded Food Access Programs

Agency	Program Name	Total Federal Funds (FY25)
Children, Youth, and Families	Supplemental Nutrition Assistance Program (SNAP)	\$1,696,843,000
Health	Women, Infants, and Children (WIC) Supplemental Nutrition Program	\$154,195,000
Education	School Lunch	\$244,201,000
Education	School Breakfast	\$79,118,000
Education	Child and Adult Care Food Program (CACFP)	\$70,614,000

Who is served by these programs?

In the last calendar year SNAP served more than 600,000 Minnesotans and issued \$877.7 million food benefits.



Minnesota Department of Education Child Nutrition Programs

Administered by the U.S. Department of Agriculture, Child Nutrition programs Reimbursement primarily goes to food. This can be food from a variety of sources, including local farmers in the community.

Child and Adult Care Food Program

37 million meals reimbursed last year for licensed child care centers and family child care programs.

- Licensed Child Care Centers and At-Risk sites
 - Reimbursed more than 19 million meals
 - Including more than 4 million breakfasts and 5.3 million lunches to childcare centers.
- Licensed Family Child Care businesses
 - Reimbursed over 18 million meals (breakfast, lunch and snacks) to children in their care resulting in \$29 million dollars directly to these businesses to assist in purchasing healthy nutritious meals to children before the reach school age.

School Nutrition Programs

More than 150 million meals (breakfast and lunch) were served to students last year.

- School Meal Programs ensure students are ready; students who are hungry struggle in school.
 - The programs increase attendance, reduce behavioral issues, and improve the learning environment¹
- The School Meal Lunch and Breakfast Programs provides health, education and economic benefits, as well as reduces grocery costs.
 - Universal free meals have a positive effect on language arts and math test scores of all students.
 - Every \$1 spent on school meals generates \$2 in health and economic benefits.²
 - Areas where schools offer universal free school meals results in as much as 2.5% lower prices at surrounding grocery stores.³
 -

Summer Food Service Program (SFSP)

Reimbursed 5.8 million meals for children last summer.

- Summer food operates in areas where we know the need is highest. However, only 1 in 6 children who are eligible for free school meals take a meal from a summer food service site which is why SUN Bucks (formerly Summer EBT) is so important to reach children and ensure students have food to eat during the summer.

¹MN WIC Facts 2025

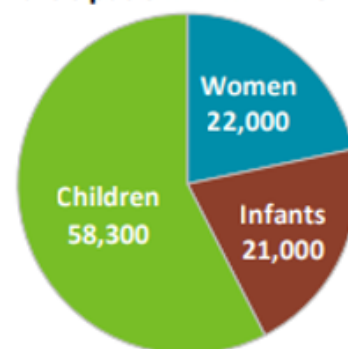
²How Potential Federal Cuts to Medicaid and SNAP Could Trigger the Loss of a Million-Plus Jobs, Reduced Economic Activity, and Less State Revenue. The Commonwealth Fund. March 25, 2025.

³Economic evaluation of California prenatal participation in the Special Supplemental Nutrition Program for Women, Infants and Children (WIC) to prevent preterm birth - ScienceDirect

During Federal Fiscal Year (FFY) 2024, an average of 101,300 low-income women, infants, and children up to age five participated monthly in the MN WIC program¹.

These programs are important work, economic, and business supports, as well as long-term cost savers.

FFY 2024 Average Monthly Participation in MN WIC⁶



- SNAP spending multiplies throughout the economy as businesses supplying the food and other goods—and their employees—have additional funds to make purchases of their own.
 - \$1 in SNAP results in \$1.60 increase in US Gross Domestic Product (GDP)
 - Proposed cuts to SNAP are estimated to result in \$302.7 million in lost economic output, \$181.2 million in reduced state GDP, and 1,500 jobs in Minnesota alone².
- WIC supports grocery stores, improves health and education outcomes, reduces costs, and increases productivity.
 - Every \$1 invested in WIC saves \$2.48 in medical, educational, and productivity costs.³
 - During FFY 2024, MN WIC participants purchased \$93.2 million in WIC foods at local grocery stores⁴.
 - Research has documented \$1.77 to \$3.13 reductions in Medicaid costs for every \$1 spent on WIC.⁵
- The School Meal Lunch and Breakfast Programs provides health, education and economic benefits, as well as reduces grocery costs.
 - Universal free meals have a positive effect on English language arts and math test scores of all students.
 - Every \$1 spent on school meals generates \$2 in health and economic benefits.⁶
 - Using a stylized model of grocery demand, it is estimated that local adoption of school meals at no costs to families reduced grocery costs for the median household by approximately 4.5 percent⁷.

⁴Minnesota WIC Information System and Minnesota Vital Statistics

⁵WIC Hub, National WIC Association.

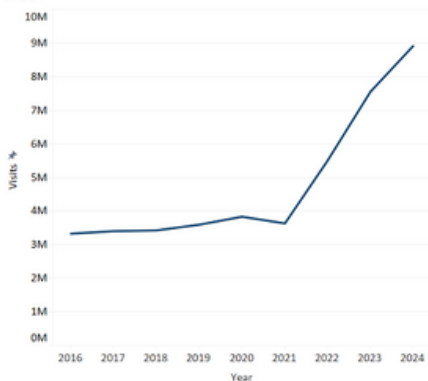
⁶True Cost of Food: School Meals Case Study, The Rockefeller Foundation, November 2021.

⁷Handbury, J. and Moshary, S. School Food Policy Affects Everyone: Retail Responses to the National School Lunch Program. June 5, 2021.

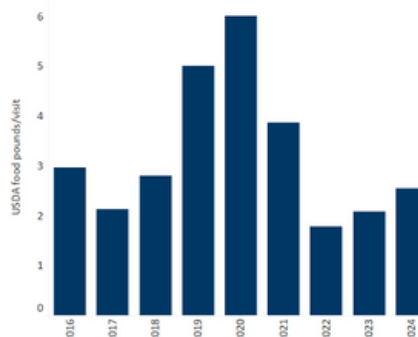
Reductions in SNAP will have a dramatic impact on an already strained local hunger relief system.

- Food shelf visits continue to rise with nearly 9M visits in 2024, breaking records for the 4th year in a row⁸.
 - Children 3,230,534 (36%)
 - Seniors 977,602 (11%)
 - Adults 7,705,574 (53%)
- 300+ Food Shelves and Tribal Food Programs rely heavily on the following:
 - The Emergency Food Assistance Program - TEFAP (Federal funding)
 - Minnesota Food Shelf Program - MFSP (State funding)
 - Local community and corporate donations

Visits to MN food shelves has been increasing dramatically since 2021.



Less food is currently available per MN food shelf visit than during the height of the pandemic. The ratio of USDA food pounds to MN food shelf visits has declined and only recently returned to pre-covid levels.



Covid-era funding and time-limited supplemental programs have been essential in increasing the supply of USDA food available for Minnesota food shelves. Without continued support of these programs, it will be challenging to meet the growing demand.



SNAP reduction impact on food shelf visits can be shown in the above graph in the increase from 2021 to 2022 in the number of visits.

This aligned with the end of the Emergency SNAP benefits that the federal government passed in response to COVID.

⁸The Food Group MN, 2024 Minnesota Food Shelf Visits.

Fully funding SNAP isn't just right - it's a smart investment in Minnesota's health and economy.
Learn more at dcyf.mn.gov/speakup

